










CAST SOLDER PRESSURE FITTING

PICTURE	PART NO.	DESCRIPTION	WEIGHT LBS	INNER BAG	NO. OF PCS/ BOX	QTY
		C X C UNION CAST				
	KF671109	2" C X C UNION CAST		2	33	
	KF671110	2 1/2" C X C UNION CAST			20	
	KF671111	3" C X C UNION CAST			12	
		C X C X FE TEE CAST				
	KF671332	2 x 2 x 1/2" C X C X FE TEE CAST			20	
	KF671333	2 x 2 x 3/4" C X C X FE TEE CAST			20	
	KF671337	2 X 2 X 1" C X C X FE TEE CAST			15	
		C X FE ADAPTER CAST				
	KF671509	2" C x F ADAPTER PRESSURE "CAST"	0.786	5	40	\$10.94
	KF671510	2 1/2" C X FE ADAPTER CAST		5	35	
	KF671511	3" C X FE ADAPTER CAST			25	
	KF671512	4" C X FE ADAPTER CAST			5	
		C x M ADAPTER PRESSURE "CAST"				
	KF671609	2" C x M ADAPTER PRESSURE "CAST"	0.664	5	60	\$8.31
	KF671610	2 1/2" C x M ADAPTER PRESSURE "CAST"			35	
		TUBE END CAP				
	KF671600	6" TUBE END CAP			5	
		THREADED UNION CAST				
	KF671009	2" THREADED UNION CAST			33	
		C X C 45 ELBOW DWV CAST				
	KF672211	3" C X C 45 ELBOW DWV CAST			36	
	KF672212	4" C X C 45 ELBOW DWV CAST			20	
		FTG. X C 45 ELBOW DWV CAST				
	KF672256	3" FTG. X C 45 ELBOW DWV CAST			25	
	KF672255	4" FTG. X C 45 ELBOW DWV CAST			20	

PICTURE	PART NO.	DESCRIPTION	WEIGHT LBS	INNER BAG	NO. OF PCS/ BOX	QTY
		C X C 22 1/2 ELBOW DWV CAST				
	KF672349	2" C X C 22 1/2 ELBOW DWV CAST		5	50	
		C X C 60 ELBOW DWV CAST				
	KF672369	2" C X C 60 ELBOW DWV CAST		5	80	
		C X C 90 ELBOW DWV CAST				
	KF672311	3" C X C 90 ELBOW DWV CAST			24	
	KF672312	4" C X C 90 ELBOW DWV CAST			9	
		FTG. X C 90 ELBOW DWV CAST				
	KF672359	2" FTG. X C 90 ELBOW DWV CAST			20	
	KF672360	3" FTG. X C 90 ELBOW DWV CAST			12	
	KF672361	4" FTG. X C 90 ELBOW DWV CAST			9	
		C X C X C TY DWV CAST				
	KF672419	2" X 2" X 1 1/2" C X C X C TY DWV CAST			40	
	KF672420	2" X 2" X 1 1/4" C X C X C TY DWV CAST			40	
	KF672421	2" X 1 1/2" X 2" C X C X C TY DWV CAST			40	
	KF672422	2" X 1 1/2" X 1 1/2" C X C X C TY DWV CAST			50	
	KF672423	2" X 1 1/2" X 1 1/4" C X C X C TY DWV CAST			50	
	KF672425	2" X 1 1/4" X 1 1/2" C X C X C TY DWV CAST			50	
	KF672428	3" X 3" X 2" C X C X C TY DWV CAST			20	
	KF672429	3" X 3" X 1 1/2" C X C X C TY DWV CAST			30	
	KF672430	3" X 3" X 1 1/4" C X C X C TY DWV CAST			20	
	KF672440	3" X 1 1/2" X 1 1/4" C X C X C TY DWV CAST			36	
	KF672441	4" C X C X C TY DWV CAST			8	
	KF672442	4" X 4" X 2" C X C X C TY DWV CAST			10	
		C X C X C X C DOUBLE TY DWV CAST				
	KF672459	2" C X C X C X C DOUBLE TY DWV CAST			20	
	KF672465	2" X 1 1/2" C X C X C X C DOUBLE TY DWV CAST			25	
	KF672466	2" X 1 1/4" C X C X C X C DOUBLE TY DWV CAST			25	
		C X C X C X C DOUBLE Y DWV CAST				
	KF672559	2" C X C X C X C DOUBLE Y DWV CAST			20	
	KF672565	2" X 1 1/2" C X C X C X C DOUBLE Y DWV CAST			40	

PICTURE	PART NO.	DESCRIPTION	WEIGHT LBS	INNER BAG	NO. OF PCS/ BOX	QTY
		C X C X C Y DWV CAST				
	KF672509	2" C X C X C Y DWV CAST			40	
	KF672511	3" C X C X C Y DWV CAST			12	
	KF672519	2" X 2" X 1 1/2" C X C X C Y DWV CAST			50	
	KF672520	2" X 2" X 1 1/4" C X C X C Y DWV CAST			50	
	KF672521	2" X 1 1/2" X 2" C X C X C Y DWV CAST			40	
	KF672522	2" X 1 1/2" X 1 1/2" C X C X C Y DWV CAST			50	
	KF672527	3" X 3" X 2" C X C X C Y DWV CAST			20	
	KF672528	3" X 3" X 1 1/2" C X C X C Y DWV CAST			30	
	KF672529	4" C X C X C Y DWV CAST			7	
	KF672530	4" X 4" X 3" C X C X C Y DWV CAST			7	
	KF672531	4" X 4" X 2" C X C X C Y DWV CAST			10	
		FITTING WITH CLEANOUT DWV CAST				
	KF672609	2", FITTING WITH CLEANOUT DWV CAST		5	60	
	KF672611	3" FITTING WITH CLEANOUT DWV CAST			20	
		LINE CLEANOUT TEE DWV CAST				
	KF672619	2" LINE CLEANOUT TEE DWV CAST			40	
	KF672620	3" LINE CLEANOUT TEE DWV CAST			15	
		C X C P-TRAP WITH C/O DWV CAST				
	KF672669	2" C X C P-TRAP WITH C/O DWV CAST			20	
		C X C P-TRAP LESS C/O DWV CAST				
	KF672679	2" C X C P-TRAP LESS C/O DWV CAST			20	
	KF672680	3" C X C P-TRAP LESS C/O DWV CAST			7	